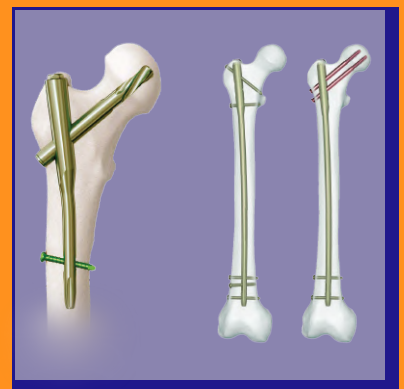
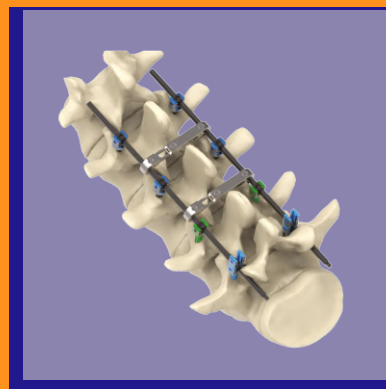
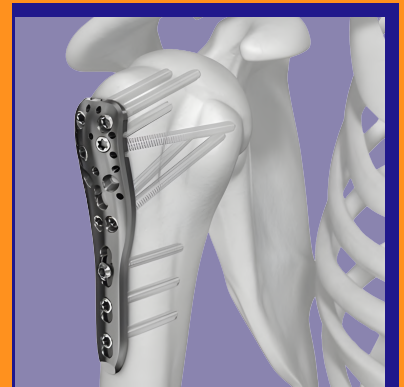
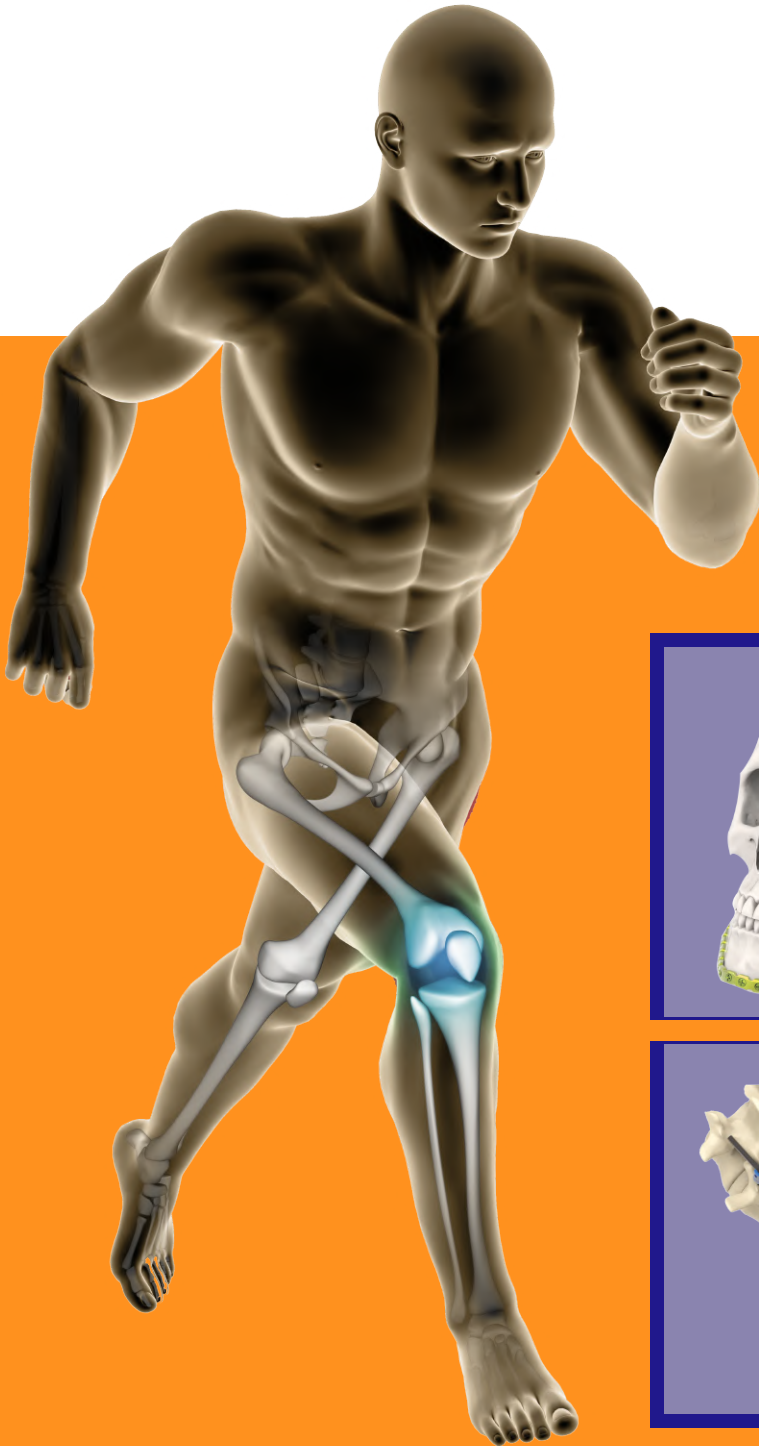


# PRODUCT BROCHURE



# INDEX

<b>TRAUMA LOCKING SYSTEM</b>	<b>2</b>
<b>TRAUMA NON LOCKING SYSTEM</b>	<b>12</b>
<b>DHS / DCS SYSTEM</b>	<b>18</b>
<b>PELVIC SYSTEM</b>	<b>21</b>
<b>FOOT AND ANKLE SYSTEM</b>	<b>24</b>
<b>MAXILLOFACIAL SYSTEM</b>	<b>28</b>
<b>INTRAMEDULLARY NAILING SYSTEM</b>	<b>33</b>
<b>SPINE SYSTEM</b>	<b>42</b>
<b>PARTIAL JOINTS SYSTEM</b>	<b>48</b>
<b>ARTHROSCOPY SYSTEM</b>	<b>55</b>

# **TRAUMA LOCKING SYSTEM**



## 2.4 / 2.7 MM LCP DISTAL RADIUS SYSTEM



2.4 MM / 2.7 MM TWO COLUMN  
VOLAR DISTAL RADIUS PLATE  
HEAD HOLES: 06 - 07



HOLES	SIDE	TYPE
02 H TO 05 H	RIGHT LEFT	SS TT



2.4 MM LCP DISTAL  
RADIUS PLATE STRAIGHT - DORSAL



HOLES	TYPE
05 H TO 06 H	SS TT



2.4 MM LCP L DISTAL  
RADIUS PLATE - DORSAL  
HEAD HOLES: 02 - 03



HOLES	SIDE	TYPE
03 H TO 04 H	RIGHT LEFT	SS TT



2.4 MM LCP L DISTAL  
RADIUS PLATE OBLIQUE - DORSAL



HOLES	SIDE	TYPE
03 H TO 04 H	RIGHT LEFT	SS TT



2.4 MM LCP T DISTAL  
RADIUS PLATE - DORSAL



HOLES	TYPE
03 H TO 04 H	SS TT



2.4 MM LCP DISTAL  
RADIUS PLATE - VOLAR



HOLES	SIDE	TYPE
03 H TO 05 H	RIGHT LEFT	SS TT



2.4 MM LCP BUTTRESS PLATE -  
VOLAR  
HEAD HOLES: 05



HOLES	SIDE	TYPE
03 H	RIGHT LEFT	SS TT



2.4 MM LCP DISTAL RADIUS -  
EXTRAARTICULAR PLATE - VOLAR  
HEAD HOLES: 04 - 05



HOLES	SIDE	TYPE
03 H TO 05 H	RIGHT LEFT	SS TT



2.4 MM LCP DISTAL RADIUS -  
EXTRA LONG PLATE - VOLAR



HOLES	TYPE
08 H TO 12 H	SS TT



## 2.4 / 2.7 MM LCP DISTAL RADIUS SYSTEM



2.4 MM LCP SCREW  
SELF TAPPING



SIZE	TYPE
08 MM TO 40 MM	SS TT



2.7 MM LCP SCREW  
SELF TAPPING



SIZE	TYPE
08 MM TO 40 MM	SS TT



2.4 MM CORTICAL SCREW  
SELF TAPPING



SIZE	TYPE
08 MM TO 40 MM	SS TT



2.7 MM CORTICAL SCREW  
SELF TAPPING




SIZE	TYPE
08 MM TO 40 MM	SS TT




SCREW BOX

## 2.4 / 2.7 MM LCP DISTAL RADIUS INSTRUMENT SET



TRAY 01



BASE

## 2.7 / 3.5 MM LOCKING SYSTEM



3.5 MM LCP SUPERIOR  
ANTERIOR CLAVICLE PLATE  
WITHOUT LATERAL EXTENSION



HOLES	SIDE	TYPE
06 H TO 08 H	RIGHT LEFT	SS TT



3.5 MM LCP SUPERIOR  
ANTERIOR CLAVICLE PLATE  
WITH LATERAL EXTENSION



HOLES	SIDE	TYPE
03 H TO 08 H	RIGHT LEFT	SS TT



3.5 MM LCP CLAVICLE  
HOOK PLATE



HOLES	SIDE	TYPE	DEPTH
04 H TO 07 H	RIGHT LEFT	SS TT	12 MM 15 MM 18 MM



3.5 MM LCP SMALL PLATE



HOLES	TYPE
05 H TO 14 H	SS TT



3.5 MM LONG PHILOS PLATE



HOLES	TYPE
03 H TO 13 H	SS TT



3.5 MM SHORT PHILOS PLATE



HOLES	TYPE
03 H TO 05 H	SS TT



3.5 MM LCP RECONSTRUCTION  
PLATE



HOLES	TYPE
04 H TO 22 H	SS TT



3.5 MM LCP OLECRANON PLATE



HOLES	SIDE	TYPE
04 H TO 12 H	RIGHT LEFT	SS TT



3.5 MM LCP PERIARTICULAR  
PROXIMAL HUMERUS PLATE



HOLES	SIDE	TYPE
02 H TO 14 H	RIGHT LEFT	SS TT

## 2.7 / 3.5 MM LOCKING SYSTEM



3.5 MM LCP MEDIAL DISTAL HUMERUS PLATE



HOLES	SIDE	TYPE
03 H TO 14 H	RIGHT LEFT	SS TT



3.5 MM LCP POSTEROLATERAL DISTAL HUMERUS PLATE WITH LATERAL SUPPORT



HOLES	SIDE	TYPE
03 H TO 14 H	RIGHT LEFT	SS TT



3.5 MM LCP POSTEROLATERAL DISTAL HUMERUS PLATE WITHOUT LATERAL SUPPORT



HOLES	SIDE	TYPE
03 H TO 14 H	RIGHT LEFT	SS TT



3.5 MM LCP EXTRA - ARTICULAR DISTAL HUMERUS PLATE



HOLES	SIDE	TYPE
04 H TO 14 H	RIGHT LEFT	SS TT



3.5 MM LCP T - PLATE RIGHT ANGLE



HOLES	TYPE
03 H TO 08 H	SS TT



3.5 MM LCP T - PLATE OBLIQUE ANGLE



HOLES	SIDE	TYPE
03 H TO 08 H	RIGHT LEFT	SS TT



3.5 MM LCP LOW BEND MEDIAL DISTAL TIBIA PLATE



HOLES	SIDE	TYPE
04 H TO 14 H	RIGHT LEFT	SS TT



3.5 MM LCP MEDIAL DISTAL TIBIA PLATE WITH TAB



HOLES	SIDE	TYPE
04 H TO 14 H	RIGHT LEFT	SS TT



3.5 / 5 MM LCP METAPHYSEAL PLATE



HOLES	TYPE
03 H TO 13 H	SS TT

## 2.7 / 3.5 MM LOCKING SYSTEM



3.5 MM LCP LATERAL  
DISTAL FIBULA PLATE



HOLES

03 H  
TO  
11 H

TYPE

SS  
TT



3.5 MM LCP PROXIMAL  
TIBIA PLATE - RAFT



HOLES

04 H  
TO  
16 H

SIDE

RIGHT  
LEFT

TYPE

SS  
TT



3.5 MM ANTEROLATERAL  
DISTAL TIBIA PLATE



HOLES

05 H  
TO  
17 H

SIDE

RIGHT  
LEFT

TYPE

SS  
TT



3.5 MM LCP MEDIAL PROXIMAL  
TIBIA PLATE



HOLES

04 H  
TO  
16 H

SIDE

RIGHT  
LEFT

TYPE

SS  
TT



3.5 MM 1/3  
TUBULAR LOCKING PLATE



HOLES

03 H  
TO  
11 H

TYPE

SS  
TT



3.5 MM LCP RECONSTRUCTION  
PLATE - ROUND HOLE



HOLES

04 H  
TO  
22 H

TYPE

SS  
TT



3.5 MM LCP POSTEROMEDIAL  
PROXIMAL TIBIA PLATE



HOLES

01 H  
TO  
10 H

TYPE

SS  
TT



3.5 MM LCP CLOVERLEAF PLATE



HOLES

03 H  
TO  
12 H

TYPE

SS  
TT



3.5 MM LCP CALCANEAL PLATE



LENGTH

64 MM  
TO  
81 MM

SIDE

RIGHT  
LEFT

TYPE

SS  
TT

## 2.7 / 3.5 MM LOCKING SYSTEM



**3.5 MM LCP SCREW  
SELF TAPPING**



SIZE	TYPE
10 MM TO 70 MM	SS TT



**4.0 MM LCP CANCELLOUS SCREW  
PARTIAL THREADED**



SIZE	TYPE
10 MM TO 70 MM	SS TT




**4.0 MM LCP CANCELLOUS SCREW  
FULL THREADED**




SIZE	TYPE
10 MM TO 70 MM	SS TT


## 2.7 / 3.5 MM SMALL FRAGMENT INSTRUMENT SET



**TRAY 01**



**TRAY 02**



**BASE**



**TRAY 03**



**SCREW BOX**



## 4.5 / 5.0 MM LOCKING SYSTEM



5.0 MM LCP BROAD PLATE



HOLES

05 H  
TO  
18 H

TYPE

SS  
TT



5.0 MM LCP NARROW PLATE



HOLES

05 H  
TO  
16 H

TYPE

SS  
TT



5.0 MM LCP PROXIMAL  
LATERAL TIBIA PLATE -  
HOCKEY



HOLES

05 H  
TO  
15 H

SIDE

RIGHT  
LEFT

TYPE

SS  
TT



5.0 MM LCP SCREW  
SELF TAPPING



SIZE

14 MM  
TO  
90 MM

TYPE

SS  
TT



5.0 MM LCP DISTAL FEMUR PLATE



HOLES

05 H  
TO  
15 H

SIDE

RIGHT  
LEFT

TYPE

SS  
TT



5.0 MM LCP T - BUTTRESS PLATE



HOLES

04 H  
TO  
12 H

TYPE

SS  
TT



5.0 MM LCP  
RECONSTRUCTION PLATE



HOLES

04 H  
TO  
16 H

TYPE

SS  
TT



5.0 MM LCP CANCELLOUS SCREW  
32 MM THREADED



SIZE

40 MM  
TO  
90 MM

TYPE

SS  
TT



5.0 MM LCP PROXIMAL FEMUR PLATE  
( TROCHANTERIC PLATE )



HOLES

05 H  
TO  
13 H

TYPE

SS  
TT



5.0 MM LCP L - BUTTRESS PLATE



HOLES

04 H  
TO  
12 H

SIDE

RIGHT  
LEFT

TYPE

SS  
TT



5.0 MM LCP T - PLATE



HOLES

03 H  
TO  
12 H

TYPE

SS  
TT



5.0 MM LCP CANCELLOUS SCREW  
FULL THREADED



SIZE

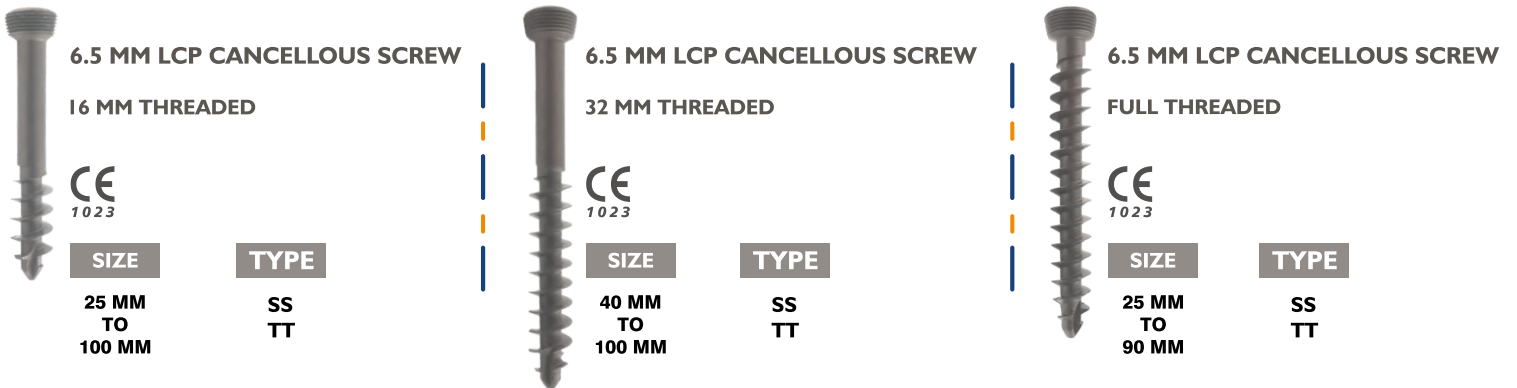
25 MM  
TO  
90 MM

TYPE


SS  
TT




## 4.5 / 5.0 MM LOCKING SYSTEM




## 4.5 / 5.0 MM LARGE FRAGMENT INSTRUMENT SET




TRAY 01




TRAY 02



BASE



TRAY 03



SCREW BOX

# **TRAUMA NON-LOCKING SYSTEM**



## 2.7 / 3.5 MM NON-LOCKING SYSTEM



2.7 MM DCP PLATE



**HOLES**

02 H  
TO  
12 H

**TYPE**

SS  
TT



3.5 MM DCP SMALL PLATE



**HOLES**

04 H  
TO  
16 H

**TYPE**

SS  
TT



3.5 MM LC - DCP SMALL PLATE



**HOLES**

04 H  
TO  
16 H

**TYPE**

SS  
TT



3.5 MM 1/3 TUBULAR PLATE



**HOLES**

03 H  
TO  
12 H

**TYPE**

SS  
TT



3.5 MM STRAIGHT  
RECONSTRUCTION PLATE -  
DYNAMIC HOLES



**HOLES**

05 H  
TO  
16 H

**TYPE**

SS  
TT



3.5 MM STRAIGHT  
RECONSTRUCTION PLATE -  
ROUND HOLES



**HOLES**

05 H  
TO  
24 H

**TYPE**

SS  
TT



3.5 MM SMALL T - PLATE  
RIGHT ANGLE



**HOLES**

03 H  
TO  
08 H

**TYPE**

SS  
TT



3.5 MM SMALL T - PLATE  
OBLIQUE ANGLE



**HOLES**

03 H  
TO  
08 H

**TYPE**

SS  
TT



3.5 MM Y RECONSTRUCTION PLATE



**HOLES**

03 H  
TO  
07 H

**TYPE**

SS  
TT

## 2.7 / 3.5 MM NON-LOCKING SYSTEM



**2.4 - 2.7 MM CORTICAL SCREW  
SELF TAPPING**



SIZE	TYPE
08 MM TO 40 MM	SS TT



**3.5 MM CORTICAL SCREW 20TPI  
SELF TAPPING**



SIZE	TYPE
10 MM TO 70 MM	SS TT



**3.5 MM CANCELLOUS SCREW  
PARTIAL THREADED**



SIZE	TYPE
10 MM TO 70 MM	SS TT



**3.5 MM CANCELLOUS SCREW  
FULL THREADED**



SIZE	TYPE
10 MM TO 70 MM	SS TT



**4.0 MM CANCELLOUS SCREW  
PARTIAL THREADED**



SIZE	TYPE
10 MM TO 70 MM	SS TT



**4.0 MM CANCELLOUS SCREW  
FULL THREADED**



SIZE	TYPE
10 MM TO 70 MM	SS TT



**4.0 MM CANNULATED  
CANCELLOUS SCREW  
PARTIAL THREADED**



SIZE	TYPE
10 MM TO 70 MM	SS TT




**4.0 MM CANNULATED  
CANCELLOUS SCREW  
FULL THREADED**




SIZE	TYPE
10 MM TO 70 MM	SS TT


# 2.7 / 3.5 MM SMALL FRAGMENT INSTRUMENT SET



TRAY 01



TRAY 02



BASE



TRAY 03



SCREW BOX

## 4.5 MM NON-LOCKING SYSTEM



4.5 MM DCP NARROW PLATE



HOLES

04 H  
TO  
18 H

TYPE

SS  
TT



4.5 MM DCP BROAD PLATE



HOLES

06 H  
TO  
20 H

TYPE

SS  
TT



4.5 MM LC - DCP NARROW PLATE



HOLES

04 H  
TO  
18 H

TYPE

SS  
TT



4.5 MM LC-DCP BROAD PLATE



HOLES

05 H  
TO  
16 H

TYPE

SS  
TT



4.5 MM SEMI TUBULAR PLATE



HOLES

03 H  
TO  
12 H

TYPE

SS  
TT



4.5 MM STRAIGHT  
RECONSTRUCTION PLATE -  
DYNAMIC HOLES



HOLES

05 H  
TO  
14 H

TYPE

SS  
TT



4.5 MM STRAIGHT  
RECONSTRUCTION PLATE -  
ROUND HOLES



HOLES

05 H  
TO  
24 H

TYPE

SS  
TT



4.5 MM T - PLATE



HOLES

04 H  
TO  
12 H

TYPE

SS  
TT



4.5 MM T - BUTTRESS PLATE



HOLES

04 H  
TO  
12 H

TYPE

SS  
TT



4.5 MM L - BUTTRESS PLATE



HOLES

04 H  
TO  
12 H

SIDE

RIGHT  
LEFT

TYPE

SS  
TT



4.5 MM LATERAL TIBIAL  
BUTTRESS PLATE DCP HOLES  
(HOCKEY)



HOLES

05 H  
TO  
13 H

SIDE

RIGHT  
LEFT

TYPE

SS  
TT



3.5 MM CLOVERLEAF PLATE



HOLES

03 H  
TO  
10 H

TYPE

SS  
TT



## 4.5 / 5.0 MM NON-LOCKING SYSTEM



**4.5 MM CORTICAL SCREW 14TPI  
SELF TAPPING**



**SIZE**

**10 MM  
TO  
70 MM**

**TYPE**

**SS  
TT**



**4.5 MM MALLEOLAR SCREW**



**SIZE**

**25 MM  
TO  
85 MM**

**TYPE**

**SS  
TT**



**6.5 MM CANCELLOUS SCREW  
16 MM THREADED**



**SIZE**

**25 MM  
TO  
110 MM**

**TYPE**

**SS  
TT**



**6.5 MM CANCELLOUS SCREW  
32 MM THREADED**



**SIZE**

**40 MM  
TO  
110 MM**

**TYPE**

**SS  
TT**



**6.5 MM CANCELLOUS SCREW  
FULL THREADED**



**SIZE**

**25 MM  
TO  
110 MM**

**TYPE**

**SS  
TT**



**6.5 MM LARGE CANNULATED  
CANCELLOUS SCREW  
16 MM THREADED**



**SIZE**

**16 MM  
TO  
110 MM**

**TYPE**

**SS  
TT**



**6.5 MM LARGE CANNULATED  
CANCELLOUS SCREW  
32 MM THREADED**



**SIZE**

**32 MM  
TO  
110 MM**

**TYPE**

**SS  
TT**



**6.5 MM LARGE CANNULATED  
CANCELLOUS SCREW  
FULL THREADED**




**SIZE**

**30 MM  
TO  
115 MM**

**TYPE**

**SS  
TT**


## 4.5 / 5.0 MM LARGE FRAGMENT INSTRUMENT SET




TRAY 01



TRAY 02



BASE



TRAY 03



SCREW BOX

# **DHS / DCS SYSTEM**



## DHS / DCS SYSTEM



130° - 135° LCP DHS PLATE  
LONG BARREL DYNAMIC HOLES



**HOLES**

03 H  
TO  
12 H

**TYPE**

SS  
TT



130° - 135° LCP DHS PLATE  
SHORT BARREL DYNAMIC HOLES



**HOLES**

03 H  
TO  
12 H

**TYPE**

SS  
TT



125° - 150° DHS PLATE  
LONG BARREL DYNAMIC HOLES



**HOLES**

02 H  
TO  
20 H

**TYPE**

SS  
TT



125° - 150° DHS PLATE  
SHORT BARREL ROUND HOLES



**HOLES**

03 H  
TO  
12 H

**TYPE**

SS  
TT



125° - 150° DHS PLATE  
SHORT BARREL DYNAMIC HOLES



**HOLES**

03 H  
TO  
12 H

**TYPE**

SS  
TT



125° - 150° DHS PLATE  
LONG BARREL ROUND HOLES



**HOLES**

02 H  
TO  
20 H

**TYPE**

SS  
TT



95° DCP CONDYLAR BLADE PLATE



**HOLES**

05 H  
TO  
12 H

**TYPE**

SS  
TT

**LENGTH**

50 MM  
TO  
80 MM



95° DCS PLATE DYNAMIC HOLES



**HOLES**

04 H  
TO  
18 H

**TYPE**

SS  
TT



95° DCS PLATE ROUND HOLES



**HOLES**

04 H  
TO  
18 H

**TYPE**

SS  
TT

## DHS / DCS SYSTEM



95° LCP DCS PLATE



**HOLES**

04 H  
TO  
12 H

**TYPE**

SS  
TT



12.5 MM DHS SCREW WITH  
COMPRESSION SCREW

LAG SCREW



**SIZE**

50 MM  
TO  
110 MM

**TYPE**

SS  
TT


## DHS / DCS INSTRUMENT SET




TRAY 01



TRAY 02

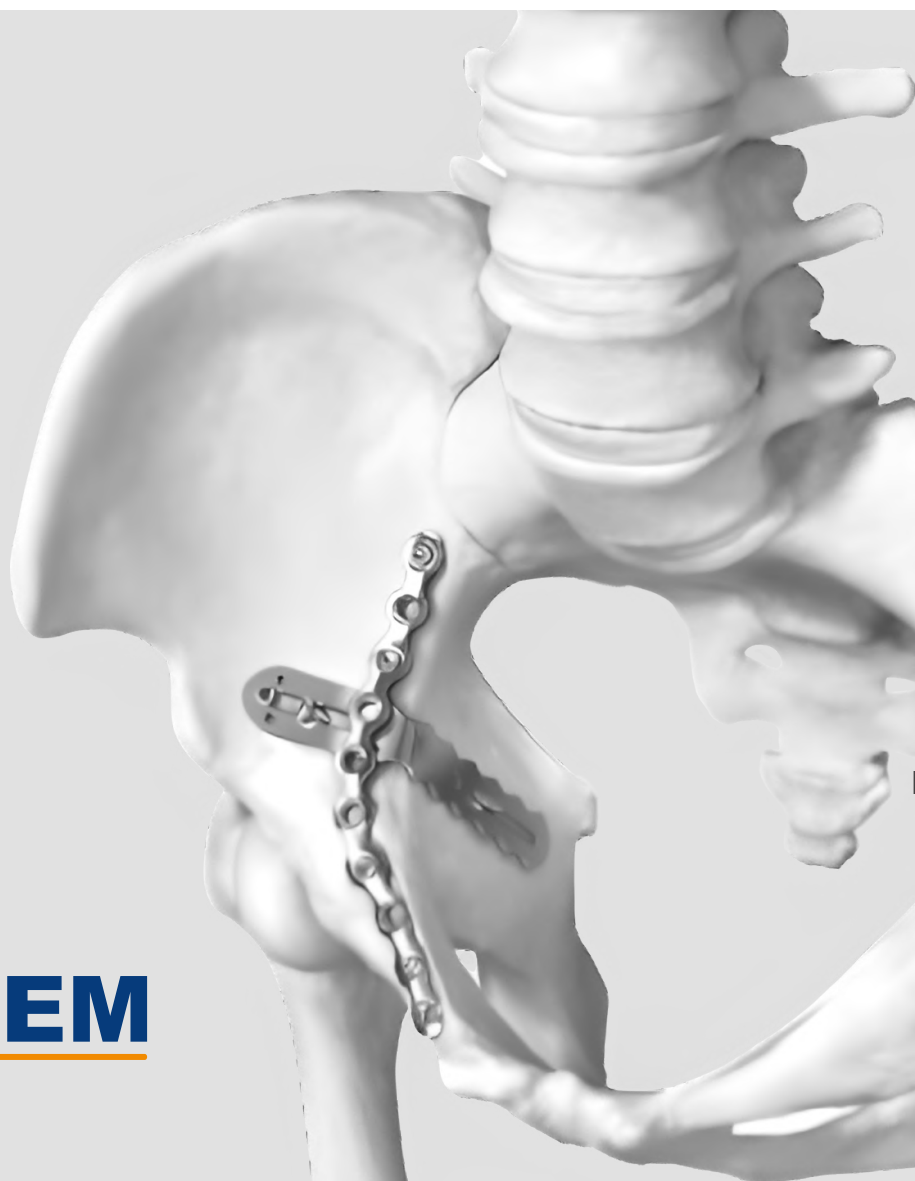


SCREW BOX



BASE

# PELVIC SYSTEM





## PELVIC SYSTEM



3.5 MM PELVIC RECON PLATE  
LOW PROFILE - STRAIGHT



HOLES

02 H  
TO  
20 H

TYPE

SS  
TT



3.5 MM PELVIC RECON PLATE  
R88 - CURVED



HOLES

06 H  
TO  
16 H

TYPE

SS  
TT



3.5 MM PELVIC RECON PLATE  
R108 - CURVED



HOLES

06 H  
TO  
16 H

TYPE

SS  
TT



3.5 MM LCP PELVIC RECON PLATE  
LOW PROFILE - STRAIGHT



HOLES

02 H  
TO  
18 H

TYPE

SS  
TT



3.5 MM SPRING PLATE



HOLES

01 H  
TO  
03 H

TYPE

SS  
TT



3.5 MM PELVIC J PLATE R88



HOLES

10 H  
TO  
16 H

SIDE

RIGHT  
LEFT

TYPE

SS  
TT



3.5 MM PELVIC J PLATE R108



HOLES

10 H  
TO  
16 H

SIDE

RIGHT  
LEFT

TYPE

SS  
TT



3.5 MM SYMPHYSEAL PLATE  
ROUND HOLES



HOLES

04 H  
06 H  
08 H

TYPE

SS  
TT



3.5 MM SYMPHYSEAL PLATE  
DC HOLES



HOLES

04 H  
06 H  
08 H

TYPE

SS  
TT

## PELVIC SYSTEM



**3.5 MM CORTICAL SCREW 20TPI  
SELF TAPPING**



**SIZE**

**10 MM  
TO  
70 MM**

**TYPE**

**SS  
TT**

## PELVIC INSTRUMENT SET




**TRAY 01**



**TRAY 02**



**TRAY 03**



**BASE**

# **FOOT AND ANKLE SYSTEM**



## FOOT AND ANKLE SYSTEM



2.4 - 2.7 MM LCP MINI LINK  
PLATE

SIZE	TYPES
SMALL MEDIUM LARGE EX-LARGE	TT



2.4 - 2.7 MM LCP LEPIDUS PLATE

SIZE	TYPES
SMALL LARGE	TT



2.4 - 2.7 MM LCP ANKLE L PLATE  
OBLIQUE

SIDE	TYPES
LEFT RIGHT	TT



2.4 - 2.7 MM LCP ANKLE STRAIGHT  
PLATE

TYPES
TT



2.4 - 2.7 MM LCP MINI X - PLATE

TYPES
TT



2.4 - 2.7 MM LCP MINI UNIVERSAL  
X - PLATE

SIZE	TYPES
SMALL MEDIUM LARGE	TT



2.4 - 2.7 MM LCP MINI Y - PLATE

SIZE	SIDE	TYPES
SMALL LARGE	LEFT RIGHT	TT



3.5 MM LCP ANKLE Y PLATE

SIDE	TYPES
LEFT RIGHT	TT



3.5 MM LCP RHOMBOID PLATE

SIZE	SIDE	TYPES
SMALL MEDIUM LARGE	LEFT RIGHT	TT

# FOOT AND ANKLE SYSTEM



3.5 MM LCP  
FA-CALCANEALOUS PLATE

SIDE	TYPES
LEFT RIGHT	TT



2.4 - 2.7 MM LCP MID FOOT  
C-PLATE

SIDE	TYPES
LEFT RIGHT	TT



3.5 MM AND 5.0MM LCP MID  
FOOT C-PLATE

SIZE	TYPES
LEFT RIGHT	TT



3.5 MM LCP TARSOMETA PLATE

SIZE	SIDE	TYPES
SMALL LARGE	LEFT RIGHT	TT



3.5 MM LCP UNIVERSAL X-PLATE

HOLES	TYPES
02 H TO 10 H	TT



3.5 MM LCP CALCANEALOUS PLATE

SIZE	SIDE	TYPES
SMALL MEDIUM LARGE	LEFT RIGHT	TT



3.5 MM LCP STICK PLATE

SIZE	TYPES
SMALL MEDIUM LARGE EX-LARGE	TT



2.4 MM LCP SCREW  
SELF TAPPING



SIZE	TYPES
10 MM TO 30 MM	TT



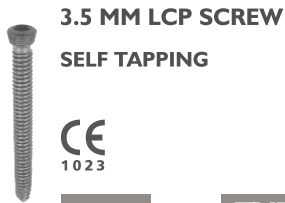
2.7 MM LCP SCREW  
SELF TAPPING



SIZE	TYPES
10 MM TO 30 MM	TT



# FOOT AND ANKLE SYSTEM



3.5 MM LCP SCREW  
SELF TAPPING



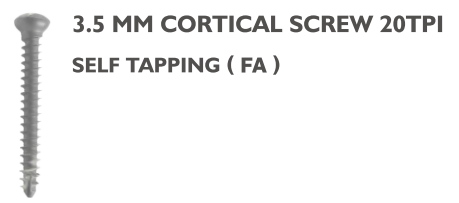
SIZE	TYPES
10 MM TO 30 MM	TT



2.4 - 2.7 MM CORTICAL SCREW  
SELF TAPPING ( FA )



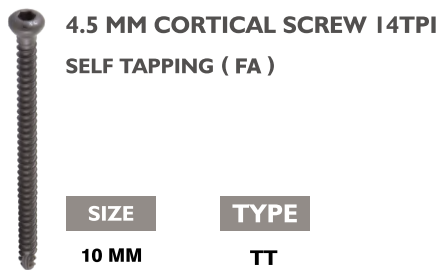
SIZE	TYPE
10 MM TO 30 MM	TT



3.5 MM CORTICAL SCREW 20TPI  
SELF TAPPING ( FA )



SIZE	TYPE
10 MM TO 30 MM	TT



4.5 MM CORTICAL SCREW 14TPI  
SELF TAPPING ( FA )



SIZE	TYPE
10 MM TO 30 MM	TT




5.0 MM LCP SCREW  
SELF TAPPING




SIZE	TYPE
10 MM TO 30 MM	TT

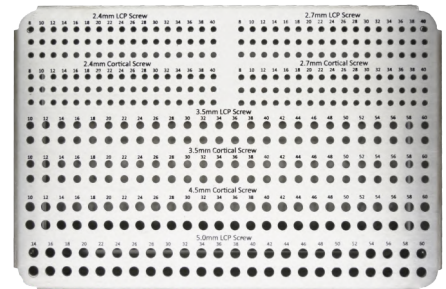
## FOOT AND ANKLE INSTRUMENT SET




TRAY 01



TRAY 02



SCREW BOX



BASE



# **MAXILLOFACIAL SYSTEM**



## MAXILLOFACIAL SYSTEM - Ø 1.5, 2.0, 2.5 MM



STRAIGHT RECON  
PLATE WITH BAR



HOLES

02 H  
TO  
06 H

TYPE

TT



STRAIGHT RECON  
PLATE WITHOUT BAR



HOLES

04 H  
TO  
16 H

TYPE

TT



T - PLATE  
HEAD HOLES: 02



HOLES

02 H  
TO  
03 H

TYPE

TT



T - PLATE  
HEAD HOLES: 03



HOLES

02 H  
TO  
03 H

TYPE

TT




CHIN PLATE

HOLES

02 H  
TO  
03 H

TYPE

TT



SQUARE PLATE



HOLES

02 x 02 H  
03 x 02 H  
04 x 02 H

TYPE

TT



RECTANGULAR PLATE  
3 D - PLATE



HOLES

02 x 02 H  
03 x 02 H  
04 x 02 H

TYPE

TT



Y RECON PLATE  
HEAD HOLES: 02



HOLES

02 H  
TO  
03 H

TYPE

TT



DOUBLE Y RECON PLATE  
HEAD HOLES: 02



HOLES

03 x 03 H

TYPE

TT


## MAXILLOFACIAL SYSTEM - Ø 1.5, 2.0, 2.5 MM



L RECON PLATE  
HEAD HOLES: 02 - 90°



HOLES	SIDE	TYPE
02 H TO 03 H	RIGHT LEFT	TT



L RECON PLATE  
HEAD HOLES: 03 - 90°



HOLES	SIDE	TYPE
02 H TO 03 H	RIGHT LEFT	TT



L RECON PLATE OBLIQUE ANGLE  
HEAD HOLES: 02 - 120°




HOLES	SIDE	TYPE
02 H	RIGHT LEFT	TT



L RECON PLATE OBLIQUE ANGLE  
HEAD HOLES: 03 - 120°




HOLES	SIDE	TYPE
02 H TO 03 H	RIGHT LEFT	TT



X RECON PLATE



HOLES	TYPE
02 x 02 H	TT



ORBITAL PLATE WITHOUT BAR



HOLES	TYPE
04 H TO 10 H	TT




ORBITAL PLATE WITH BAR

HOLES

04 H  
TO  
08 H

TYPE

TT



1.5 - 2.0 MM MESH RECON PLATE

HOLES

01" x 01", 02"  
02" x 02"  
04" x 04", 08"

TYPE

TT



I RECON PLATE



HOLES

06 H

TYPE

TT

## MAXILLOFACIAL SYSTEM - Ø 1.5, 2.0, 2.5 MM



H RECON PLATE



HOLES

08 H

TYPE

TT



Z RECON PLATE



HOLES

04 H

SIDE

RIGHT  
LEFT

TYPE

TT



DELTA RECON PLATE

HOLES

04 H

TYPE

TT



T - PLATE 3 HEAD HOLES  
OBLIQUE ANGLE



HOLES

02 H

SIDE

RIGHT  
LEFT

TYPE

TT



1.5 MM MAXILLOFACIAL SCREW  
SELF TAPPING - HEAD CROSS SLOT



SIZE

05 MM  
TO  
12 MM

TYPE

TT



2.0 MM MAXILLOFACIAL SCREW  
HEAD CROSS SLOT - SELF TAPPING



SIZE

05 MM  
TO  
16 MM

TYPE

TT



2.5 MM MAXILLOFACIAL SCREW  
HEAD CROSS SLOT - SELF TAPPING




SIZE

05 MM  
TO  
16 MM

TYPE

TT


## MAXILLOFACIAL INSTRUMENT SET



TRAY 01




TRAY 02



BASE

# **INTRAMEDULLARY NAILING SYSTEM**

---





## INTRAMEDULLARY NAILING SYSTEM



Ø 6.5 MM - 8.0 MM  
HUMERUS NAIL - CANNULATED



SIZE

180 MM  
TO  
300 MM

TYPE

SS  
TT



Ø 8.0 MM - 12.0 MM  
TIBIA NAIL - CANNULATED



SIZE

280 MM  
TO  
380 MM

TYPE

SS  
TT



Ø 8.0 MM - 12.0 MM  
FEMUR NAIL - CANNULATED



SIZE

320 MM  
TO  
440 MM

TYPE

SS  
TT



Ø 8.0 MM - 11.0 MM  
EXPERT TIBIA NAIL - CANNULATED



SIZE

280 MM  
TO  
380 MM

TYPE

SS  
TT



130° & 135°  
SHORT PROXIMAL FEMORAL NAIL



DIA.

Ø 9.0 MM  
TO  
Ø 12 MM

SIZE

250 MM

TYPE

SS  
TT



130° & 135°  
TROCHANTERIC FEMUR NAIL



DIA.

Ø 9.0 MM  
TO  
Ø 12 MM

SIZE

180 MM

TYPE

SS  
TT



130° & 135°  
Ø 9.0 MM - 12.0 MM  
LONG PROXIMAL FEMORAL NAIL



SIZE

340 MM  
TO  
440 MM

TYPE

SS  
TT

SIDE

RIGHT  
LEFT



Ø 9.0 MM - 12.0 MM  
SUPRACONDYLAR DISTAL FEMUR NAIL



SIZE

150 MM  
TO  
300 MM

TYPE

SS  
TT



Ø 9.0 MM - 12.0 MM  
PROXIMAL FEMUR NAIL  
ANTIROTATIONAL NAIL (PFNA - II)

SIZE

320 MM  
TO  
440 MM

TYPE

SS  
TT

SIDE

RIGHT  
LEFT

## INTRAMEDULLARY NAILING SYSTEM



Ø 9.0 MM - 12 MM EXPERT  
ANTEGRADE FEMUR NAIL - II (A2FN)

SIZE	TYPE	SIDE
280 MM TO 440 MM	SS TT	RIGHT LEFT



Ø 2.0 MM - 4.5 MM  
TITANIUM ELASTIC NAIL



SIZE	TYPE
440 MM	TT



Ø 2.0 MM - 4.5 MM  
ENDER'S NAIL



SIZE	TYPE
200 MM TO 400 MM	SS TT



Ø 2.0 MM - 3.5 MM  
SQUARE NAIL FOR ULNA



SIZE	TYPE
200 MM TO 300 MM	SS TT



Ø 2.0 MM - 3.5 MM  
SQUARE NAIL FOR RADIUS



SIZE	TYPE
200 MM TO 300 MM	SS TT



Ø 2.0 MM - 4.0 MM  
RUSH NAIL



SIZE	TYPE
200 MM TO 300 MM	SS TT



Ø 7.0 MM - 12.0 MM  
K - NAIL



SIZE	TYPE
320 MM TO 440 MM	SS TT



Ø 3.0 MM INTERLOCKING BOLT  
FOR HUMERUS NAIL



SIZE	TYPE
14 MM TO 40 MM	SS TT



Ø 3.9 MM - 4.9 MM  
INTERLOCKING BOLT



SIZE	TYPE
24 MM TO 80 MM	SS TT

## INTRAMEDULLARY NAILING SYSTEM



Ø 6.4 MM HIP PIN  
( FOR PFN NAIL )



SIZE

40 MM  
TO  
110 MM

TYPE

SS  
TT



Ø 8.0 MM  
FEMORAL NECK SCREW  
( FOR PFN NAIL )



SIZE

40 MM  
TO  
110 MM

TYPE

SS  
TT



Ø 6.4 MM  
SOLID INTERLOCKING BOL  
( FOR SUPRACONDYLAR )



SIZE

40 MM  
TO  
110 MM

TYPE

SS  
TT



Ø 4.0 MM LOCKING BOLT  
FULL THREADED  
( FOR HUMERUS NAIL )

SIZE

16 MM  
TO  
70 MM

TYPE

SS  
TT



Ø 4.0 MM INTERLOCKING BOLT  
PARTIAL THREADED  
( FOR HUMERUS NAIL )




SIZE

20 MM  
TO  
50 MM

TYPE

SS  
TT



CANNULATED ANTIROTATIONAL  
BLADE (PFNA - II)

SIZE

75 MM  
TO  
120 MM

TYPE

SS  
TT



Ø 4.9 MM  
LOCKING SCREW (A2FN)

SIZE

24 MM  
TO  
80 MM

TYPE

SS  
TT



Ø 6.4MM  
SOLID HIP SCREW (A2FN)

SIZE

60 MM  
TO  
120 MM

TYPE

SS  
TT



CANNULATED GAMMA SCREW

SIZE

75 MM  
TO  
120 MM

TYPE

SS  
TT

## INTRAMEDULLARY NAILING SYSTEM



**END CAP**  
TIBIA / FEMUR / PFN / SUPRA



**SIZE**

00 MM  
TO  
15 MM


**TYPE**

SS  
TT


## HUMERUS INSTRUMENT SET



**TRAY 01**




**TRAY 02**




**BASE**


## TIBIA-FEMUR NAIL INSTRUMENT SET



TRAY 01



TRAY 02



BASE

## EXPERT TIBIA INSTRUMENT SET




TRAY 01




BASE




## PFN / TFN INSTRUMENT SET




**TRAY 01**



**TRAY 02**



**TRAY 03**



**BASE**

## SUPRACONDYLAR INSTRUMENT SET




**TRAY 01**




**BASE**




## PFNA II INSTRUMENT SET



TRAY 01



TRAY 02




BASE

## TENS (ELASTIC) NAIL INSTRUMENT SET



TRAY 01




BASE

## ENDER'S NAIL INSTRUMENT SET



TRAY 01




BASE

## RUSH NAIL INSTRUMENT SET



TRAY 01



BASE

## K - NAIL INSTRUMENT SET



TRAY 01

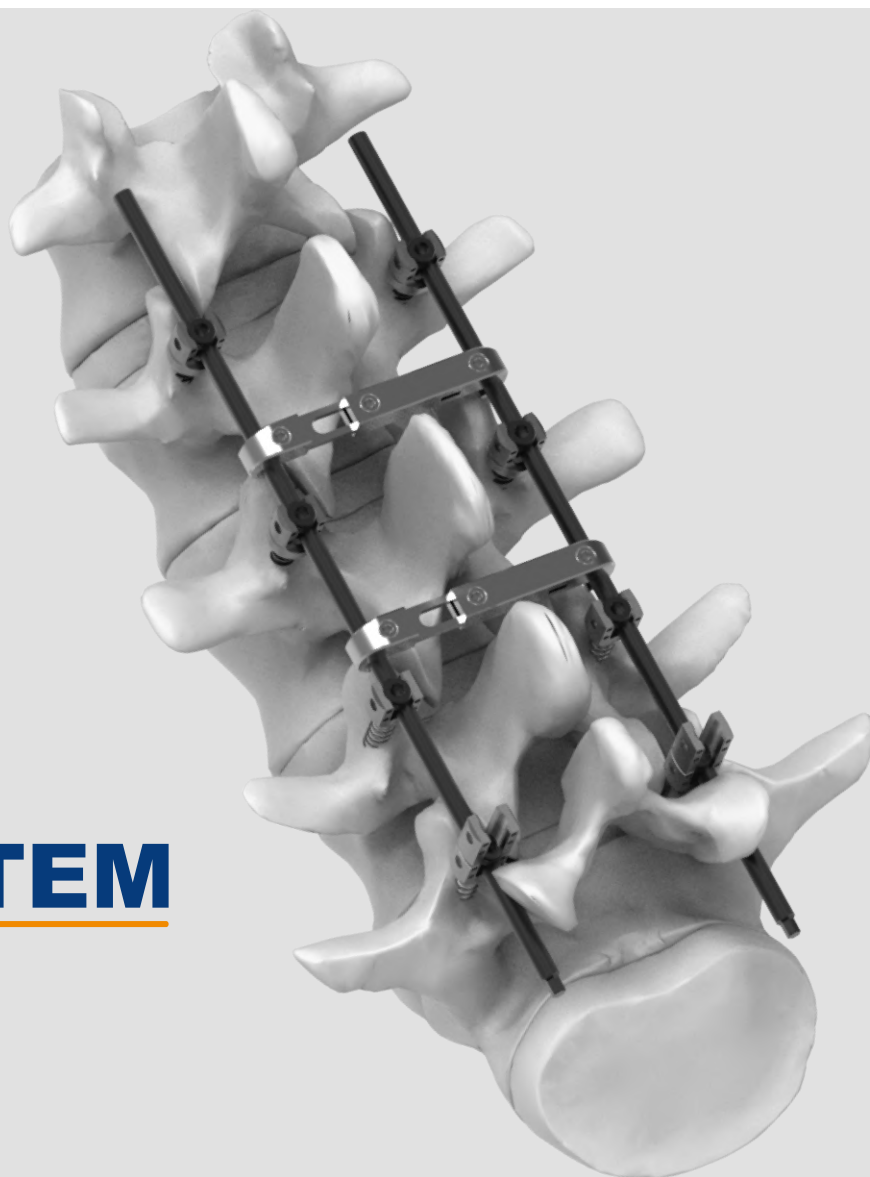


TRAY 02



BASE

# **SPINE SYSTEM**



## SPINE SYSTEM



Ø 4.5 MM - 7.0 MM  
PEDICLE MONOAXIAL SCREW



SIZE

25 MM  
TO  
55 MM

TYPE

TT



Ø 4.5 MM - 7.0 MM  
PEDICLE POLYAXIAL SCREW



SIZE

25 MM  
TO  
55 MM

TYPE

TT



Ø 4.5 MM - 7.0 MM  
PEDICLE REDUCTION  
MONOAXIAL SCREW

SIZE

25 MM  
TO  
55 MM

TYPE

TT



Ø 4.5 MM - 7.0 MM  
PEDICLE REDUCTION  
POLYAXIAL SCREW



SIZE

25 MM  
TO  
55 MM

TYPE

TT



Ø 5.5 MM SPINAL RODS



SIZE

50 MM  
TO  
500 MM

TYPE

TT



AXIAL CONNECTOR

TYPE

TT



PARALLEL CONNECTOR

TYPE

TT



TRANSVERSE CONNECTOR



TYPE

TT



TRANSVERSE CONNECTOR PLATE

SIZE

30 MM  
TO  
100 MM

TYPE

TT

## ADDITIONAL SPINE SYSTEM



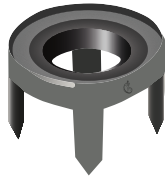
MULTIAXIAL CONNECTOR

SIZE

30 MM  
TO  
70 MM

TYPE

TT



STAPLE

TYPE

TT



PEDICLE HOOK

TYPE

TT



WIDE BLADE HOOK

TYPE

TT



NARROW BLADE HOOK

TYPE

TT



SUPRA LAMINAR HOOK

TYPE

TT



ANGLED BLADE HOOK

TYPE

TT

SIDE

RIGHT  
LEFT



SPINE - CAGE SYSTEM



12 MM - 16 MM  
CERVICAL DEO CAGE

SIZE	TYPE
05 MM TO 08 MM	TT



14 MM & 16 MM  
CERVICAL FUSION CAGE

SIZE	TYPE
06 MM TO 09 MM	TT



0° & 4° PLIF CAGE  
(BULLET CAGE)


SIZE	TYPE
20 MM TO 25 MM	TT



BANANA CAGE      KIDNEY CAGE

0° & 4° TLIF CAGE

SIZE	TYPE
25 MM TO 30 MM	TT



10 MM - 18 MM  
MESH CAGE

SIZE	TYPE
15 MM TO 100 MM	TT



10 MM - 18 MM  
EXPANDABLE CAGE

SIZE	TYPE
20 MM TO 75 MM	TT



## CERVICAL SYSTEM



ANTERIOR CERVICAL PLATE



SIZE

21 MM  
TO  
80 MM

TYPE

TT



3.5 MM/4.0 MM  
BONE SCREW SELF TAPPING  
FOR CERVICAL PLATE



SIZE

10 MM  
TO  
20 MM

TYPE

TT



4.3 MM REVISION  
BONE SCREW SELF TAPPING  
FOR CERVICAL PLATE


SIZE

10 MM  
TO  
20 MM


TYPE

TT


## SPINE INSTRUMENT SET



TRAY 01




TRAY 02



BASE

## PLIF / TLIF INSTRUMENT SET



TRAY 01



TRAY 02




BASE

## CERVICAL INSTRUMENTATION



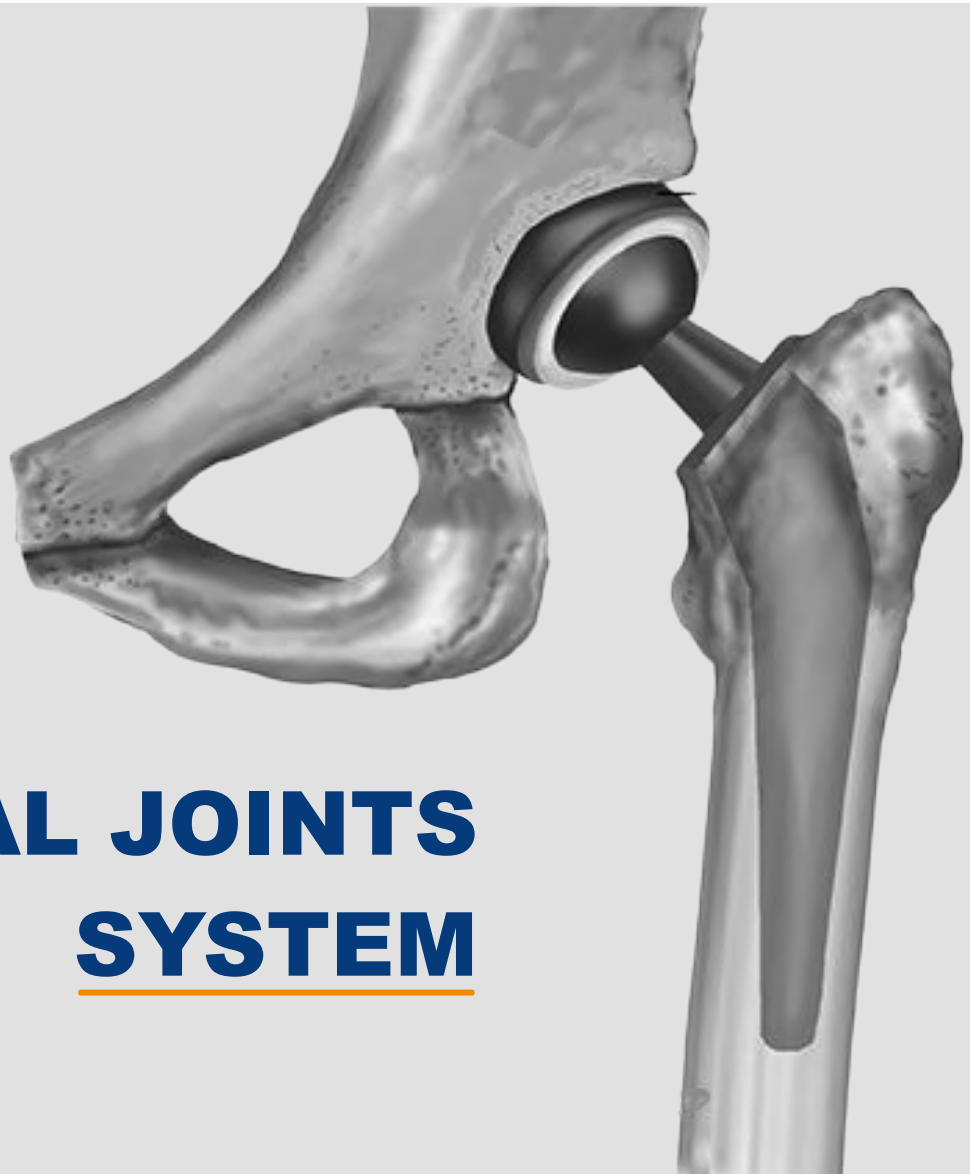
TRAY 01



TRAY 02



BASE



## **PARTIAL JOINTS SYSTEM**

## BIPOLAR SYSTEM



### BIPOLAR PROSTHESIS - FENESTRATED

SIZE

Ø 37 MM  
TO  
Ø 55 MM

TYPE

SS



### BIPOLAR PROSTHESIS - NON FENESTRATED

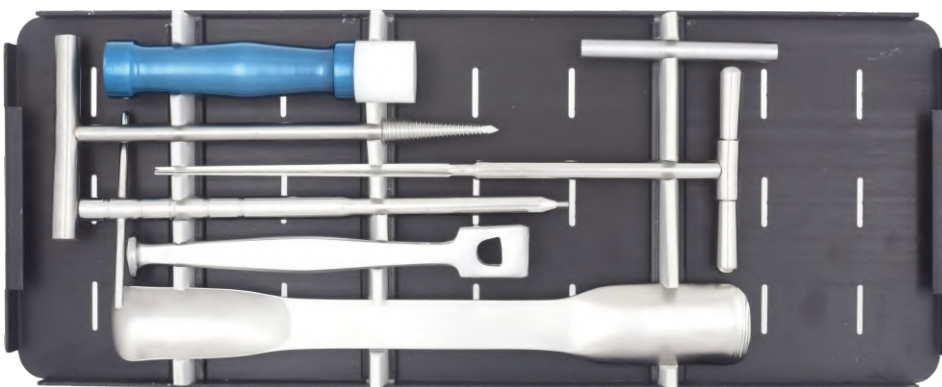
SIZE

Ø 37 MM  
TO  
Ø 55 MM


TYPE

SS

## BIPOLAR INSTRUMENT SET



TRAY 01



BASE



## MODULAR BIPOLAR SYSTEM

### MODULAR BIPOLAR CUP

#### SIZE

Ø 37 MM  
TO  
Ø 55 MM

#### TYPE

SS




### MODULAR BIPOLAR INNER HEAD Ø 22 MM FOR 37 TO 43 MM CUP

#### SIZE

SMALL (+8)  
MEDIUM (+3)  
LARGE (0)

#### TYPE

SS



### MODULAR BIPOLAR INNER HEAD Ø 28 MM FOR 45 TO 55 MM CUP

#### SIZE

SMALL (+8)  
MEDIUM (+3)  
LARGE (0)  
EXTRA LARGE (-4)

#### TYPE

SS



### MODULAR BIPOLAR STEM

#### SIZE

SMALL-130MM  
MEDIUM-140MM  
LARGE-150MM  
EXTRA LARGE-160MM

#### TYPE

SS



### HYDROXYAPATITE COATING MODULAR BIPOLAR STEM

#### SIZE

SMALL - 130 MM  
MEDIUM - 140 MM  
LARGE - 150 MM  
EXTRA LARGE - 160 MM

#### TYPE


SS




## MODULAR BIPOLAR INSTRUMENT SET



TRAY 01



TRAY 02



BASE

## A.M. & THOMPSON PROSTHESIS SYSTEM



### A.M. HIP PROSTHESIS

SIZE	TYPE	HOLE
Ø 37 MM TO Ø 55 MM	SS	DC HOLE ROUND HOLE




### THOMPSON HIP PROSTHESIS

SIZE	TYPE	SHAPE
Ø 37 MM TO Ø 55 MM	SS	TAPERED SHAPE STANDARD SHAPE


## A.M & THOMPSON INSTRUMENT SET



TRAY 01

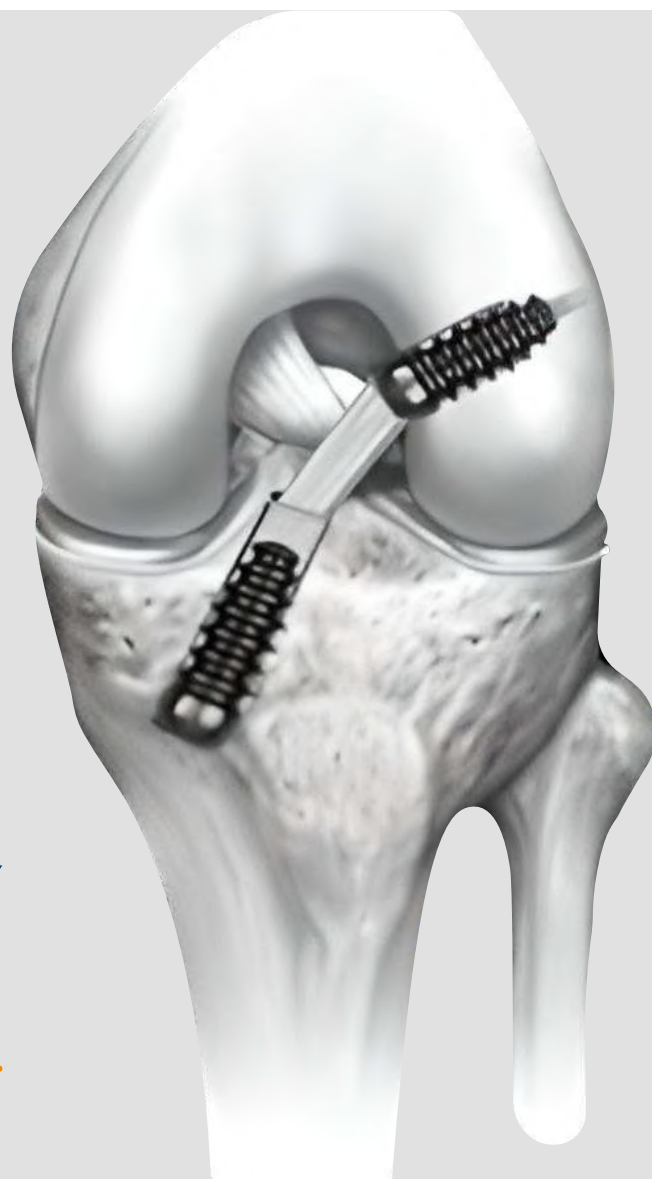


TRAY 02



BASE

# **ARTHROSCOPY SYSTEM**



## ARTHROSCOPY SYSTEM



Ø 7.0 MM - 10 MM  
ACL SCREW

SIZE

20 MM  
TO  
40 MM

TYPE

TT



ENDO BUTTON

SIZE

10 MM  
TO  
35 MM

TYPE

TT



ROUND HOLE SUTURE DISK

TYPE

TT



TIBIAL POST SCREW

TYPE

TT



D HOLE SUTURE DISK

TYPE


TT



SPIKE STAPLE

TYPE

TT



Ø 4.0 MM - 6.5 MM  
SPIKE WASHER

TYPE

TT



Ø 3.0 MM & 5.0 MM  
ANCHOR SUTURE PRELOADED

TYPE

TT



Ø 8.0 MM - Ø 10 MM EURO SCREW  
(BIODEGRADABLE SCREW)

SIZE

24 MM  
TO  
30 MM

TYPE

BA




# ARTHROSCOPY SYSTEM



ENDO BUTTON WITH LOOP

SIZE	TYPE
10 MM TO 35 MM	TT


## ACL / PCL INSTRUMENT SET



TRAY 01



TRAY 02



BASE






CE 1023



ISO 13485:2016



ISO 9001:2015



CDSCO



WHO-GMP



# **GRIPORTHO SURGICALS PRIVATE LIMITED**

**CIN: U29253GJ2006PTC049144**

## **Contact Us**

### **CORPORATE OFFICE**

**310, Sanket Avenue, Beside Prasang Party Plot,  
Sama - Savli Road, Vadodara - 390024  
G u j a r a t - I n d i a .  
Tel: +91 99740 88425  
Email: [info@griportho.com](mailto:info@griportho.com)**

### **REGISTERED OFFICE & WORKS**

**R.S No. 99/2, P-2, Village & Post  
Karmasia Kheda, Rasulabad - Vitoj Road,  
Taluka Waghodia, Dist. Vadodara - 391510  
G u j a r a t - I n d i a .  
Tel: +91 99740 88421  
Email: [works@griportho.com](mailto:works@griportho.com)**

**[www.griportho.com](http://www.griportho.com)**